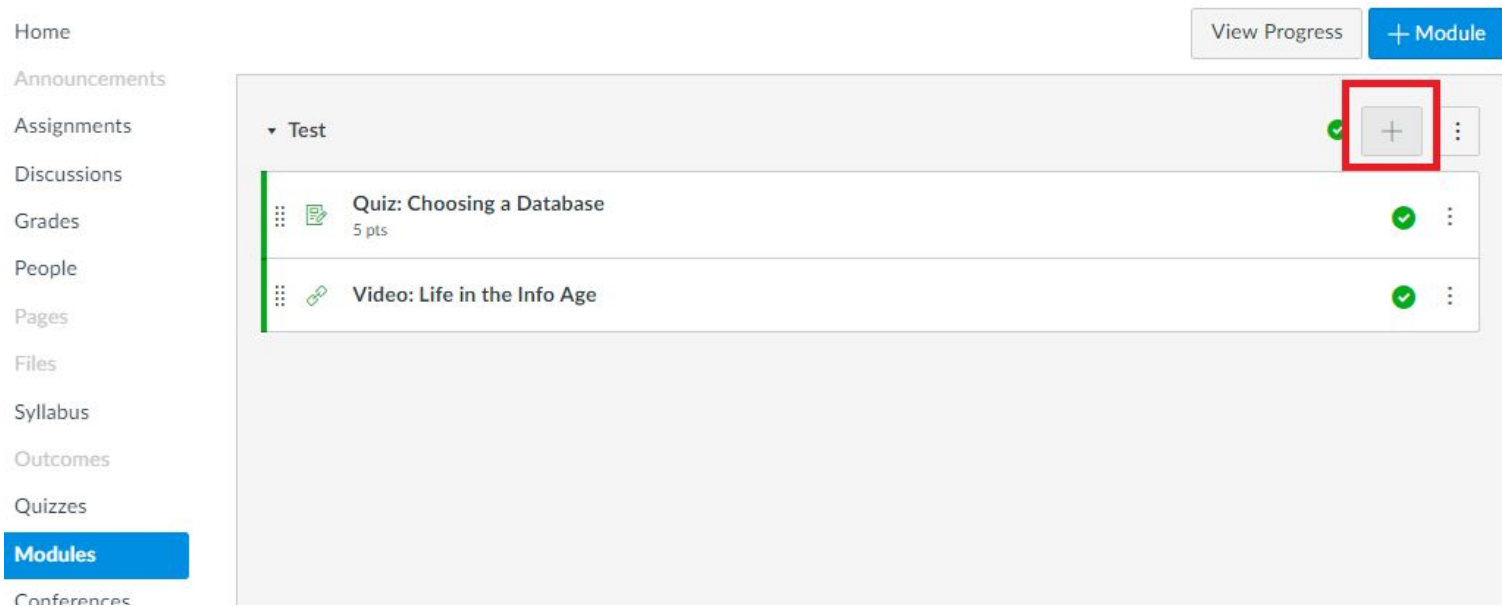


Add Credo Insights to a Canvas Module

2. Add the external tool to a course

Once the Insights tool has been set up in the system admin settings, instructors can add it to their courses as an item in a Module.

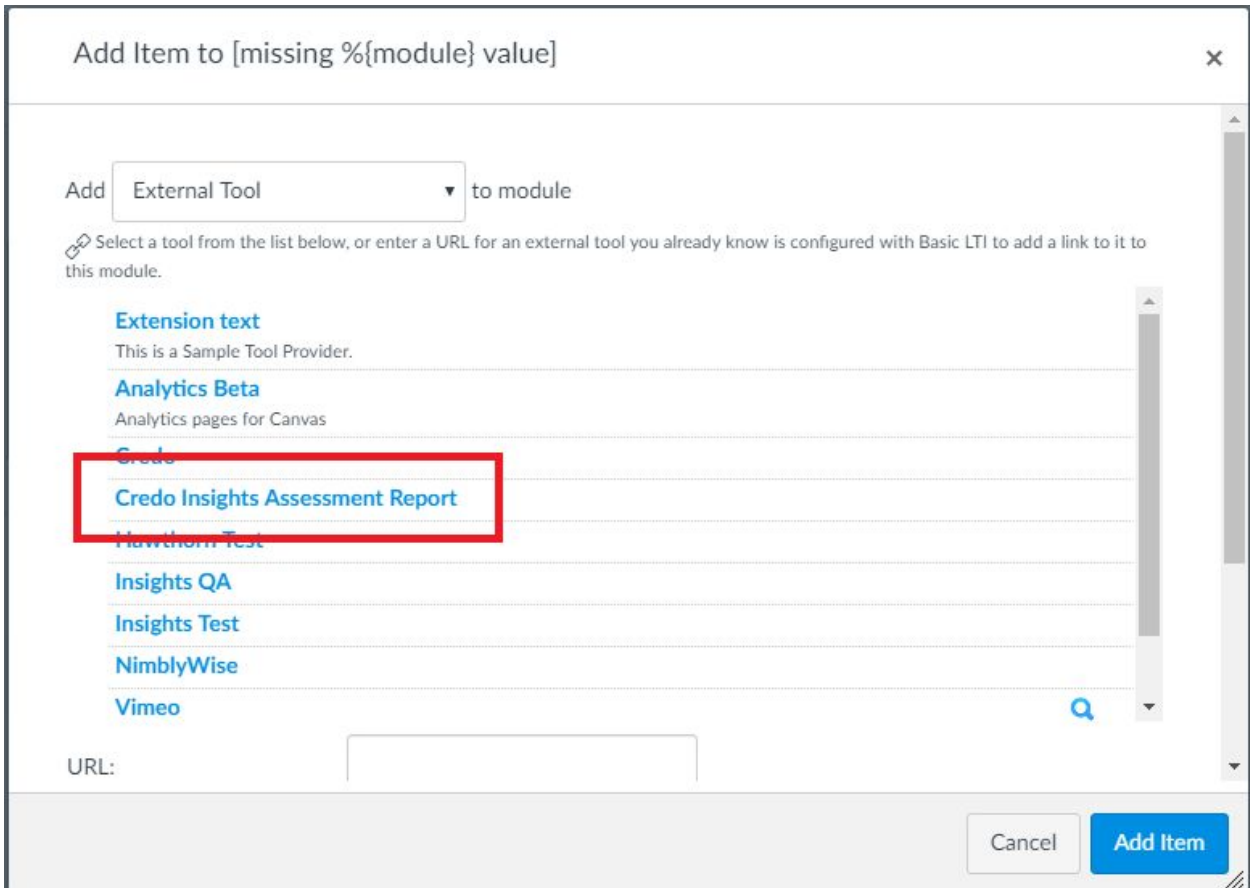
To add the link, go to the course Modules and click the “Add Item” button.



The screenshot shows the Canvas LMS interface. On the left is a navigation menu with items: Home, Announcements, Assignments, Discussions, Grades, People, Pages, Files, Syllabus, Outcomes, Quizzes, Modules (highlighted in blue), and Conferences. On the right, the 'Modules' section is visible. At the top right of this section are 'View Progress' and '+ Module' buttons. Below this is a list of modules. The 'Test' module is expanded, showing two items: 'Quiz: Choosing a Database' (5 pts) and 'Video: Life in the Info Age'. A red box highlights the '+ Add Item' button in the top right corner of the module list.

Then select “External Tool” from the item type drop-down menu. On the list of options that appears, click on the Insights tool provider that was already set up.

When you click this option, Canvas will automatically populate the launch URL from the tool provider setup into the URL field.

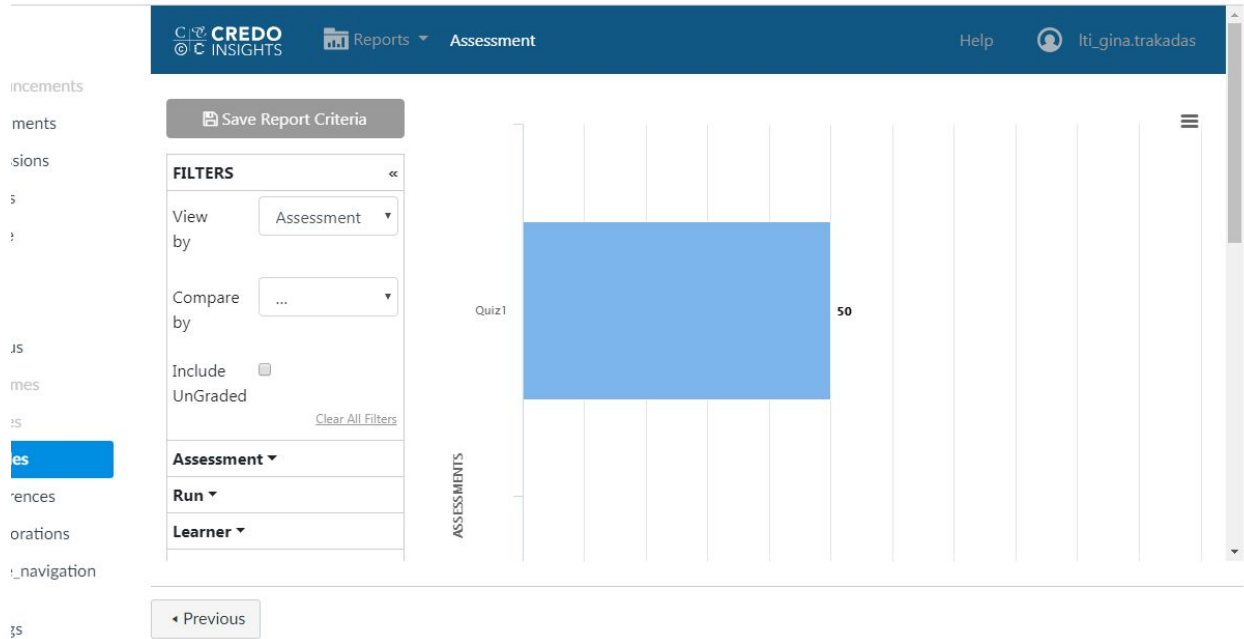


Click "Add Item" to save the link.

3. Launch

Once the Insights tool has been added to a Module, the instructor can click on this link at any time to launch the Assessment report for the course. The report will automatically filter to show only data which came from the same Canvas course where the link is being launched. To see data for a different course, the instructor should add the report separately to that other course.

Insights will only allow access to Canvas accounts that have an instructor role in the course. If a student were to click on the link, they would see a permissions error. We also recommend leaving the external tool item unpublished so that students don't see it at all.



Once the report is launched, the instructor can use all of the Insights functionality to analyze their class data: sort and filter, drill down to answer-level responses, compare individual learner scores, etc. They can also export the report to CSV.