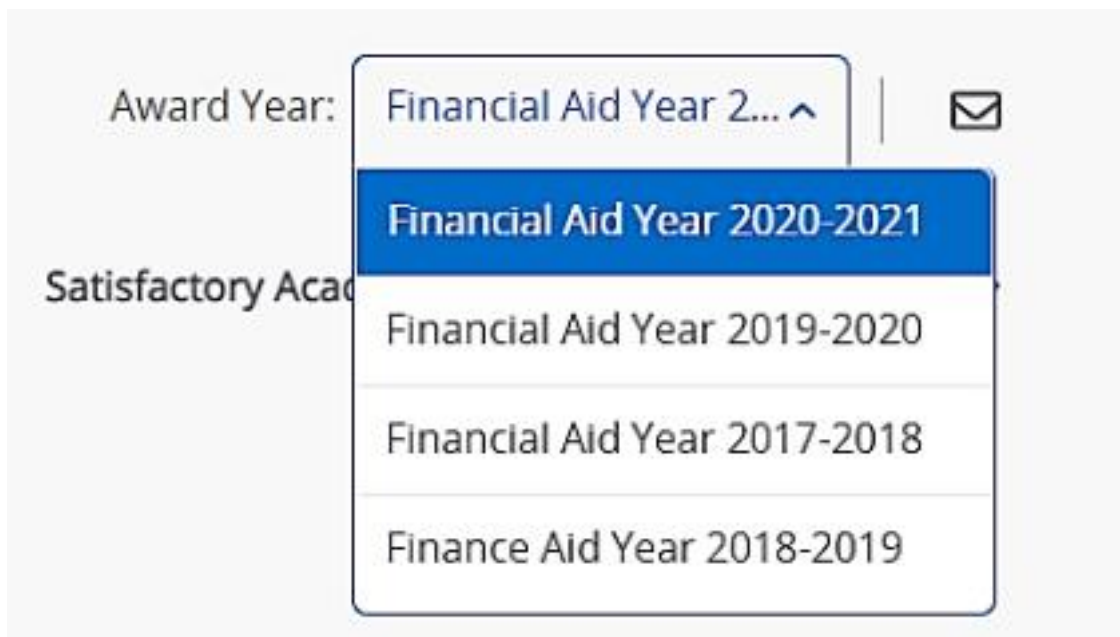
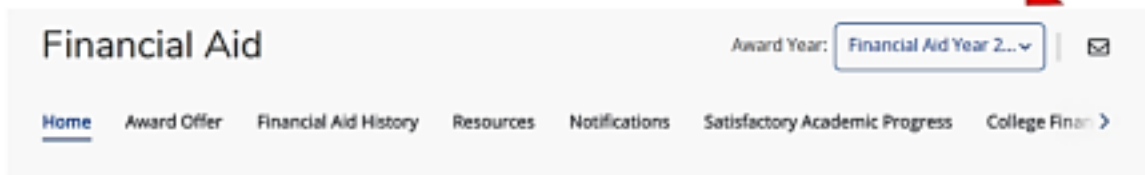






How to View, Accept, or Decline Financial Aid


1. www.morgan.edu
2. Click on My MSU
3. Click on Banner/WebSIS (this will take you to the gateway landing page)
4. Scroll down and click on Banner/WebSIS to log in. Use your MSU eID (Your email username without the @morgan.edu) If you have trouble logging in, please contact the Help Desk at helpdesk@morgan.edu or call 443-885-HELP(4357)
5. Click on Student Self-Service
6. Click "Financial Aid"
7. Click "Award Year" in the top right corner and choose the award year



8. Click on "Award Offer"

Financial Aid Award Year: Financial Aid Year 2... |  


Home **Award Offer** Financial Aid History Resources Notifications Satisfactory Academic Progress College Finan >



This page is where you will view your aid as well as accept and/or decline your offered aid.



Grants and Scholarships to Pay for College

| Type | Fall 2020 | Spring 2021 | Amount |
|--------------------|-----------|-------------|------------------------|
| Federal Pell Grant | \$648.00 | \$647.00 | \$1,295.00 ACCEPTED |
| | \$648.00 | \$647.00 | \$1,295.00 |
| | | | -\$1,295.00 |

Net Cost  \$24,441.00

Options to Pay Net Cost

Loans

| Type | Fall 2020 | Spring 2021 | Amount | Take Action |
|---------------------------|------------|-------------|-------------|--|
| Fed. Dir. Unsub Loan | \$1,000.00 | \$1,000.00 | \$2,000.00 | Select  |
| Fed. Dir. Subsidized Loan | \$1,750.00 | \$1,750.00 | \$3,500.00 | Select  |
| | \$2,750.00 | \$2,750.00 | \$5,500.00 | |
| | | | -\$5,500.00 | |

[Submit](#)

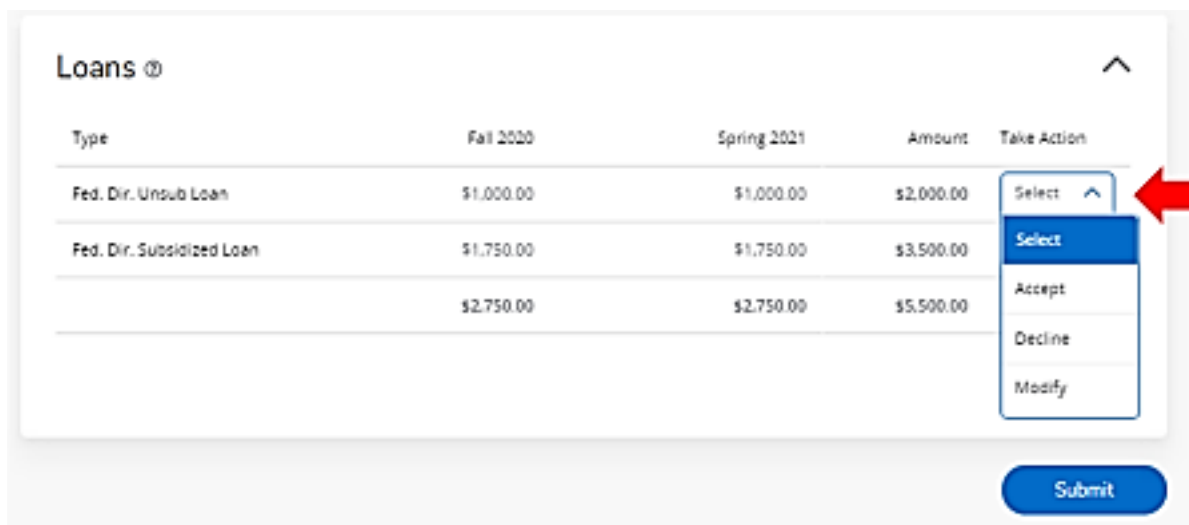
9. You must accept or decline your loans. Click the drop down under “Take Action”. The three options are listed below:

Accept

Decline

Modify- allows you to accept a partial amount

10. After making your selection you must click “Submit”



The screenshot shows a table titled "Loans" with the following columns: Type, Fall 2020, Spring 2021, Amount, and Take Action. The table contains three rows of loan data. The "Take Action" column for the first row has a dropdown menu open, showing options: Select, Accept, Decline, and Modify. A red arrow points to the dropdown menu.

| Type | Fall 2020 | Spring 2021 | Amount | Take Action |
|---------------------------|------------|-------------|------------|-------------|
| Fed. Dir. Unsub Loan | \$1,000.00 | \$1,000.00 | \$2,000.00 | Select |
| Fed. Dir. Subsidized Loan | \$1,750.00 | \$1,750.00 | \$3,500.00 | Accept |
| | \$2,750.00 | \$2,750.00 | \$5,500.00 | Decline |

Submit